

MONTHLY REPORT OF DISBURSEMENTS
For the month of April 2023

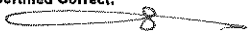
Department : State Universities and Colleges (SUCs)
 Agency/Entity : Negros Oriental State University
 Operating Unit : < not applicable >
 Organization Code (UACS) : 08 072 000050
 Fund Cluster : 01 Regular Agency Fund


Particulars	Current Year Budget					Prior Year's Accounts Payable										SUB-TOTAL	Trust Liabilities				Grand Total					Remarks			
	PS	MOOE	FinEx	CO	TOTAL	Prior Year's Accounts Payable					Current Year's Accounts Payable						PS	MOOE	CO	TOTAL	PS	MOOE	FinEx	CO	TOTAL				
						PS	MOOE	FinEx	CO	Sub-Total	PS	MOOE	FinEx	CO	Sub-Total												TOTAL		
1	2	3	4	5	6=(2+3+4+5)	7	8	9	10	11=(7+8+9+10)	12	13	14	15	16=(12+13+14+15)	17=(11+16)	18=(6+17)	19	20	21	22=(19+20+21)	23	24	25	26	27=(23+24+25+26)	28		
CASH DISBURSEMENTS	17,792,607.06	4,038,020.26	0.00	0.00	21,830,627.32	0.00	0.00	0.00	0.00	0.00	0.00	439,739.98	0.00	2,358,233.27	2,795,973.23	2,795,973.23	24,628,600.55	0.00	0.00	0.00	0.00	17,792,607.06	4,477,780.22	0.00	2,358,233.27	24,628,600.55			
Notice of Cash Allocation (NCA)	17,792,607.06	4,038,020.26	0.00	0.00	21,830,627.32	0.00	0.00	0.00	0.00	0.00	0.00	439,739.98	0.00	2,358,233.27	2,795,973.23	2,795,973.23	24,628,600.55	0.00	0.00	0.00	0.00	17,792,607.06	4,477,780.22	0.00	2,358,233.27	24,628,600.55			
MDS Checks Issued	17,210,630.00	1,248,479.24	0.00	0.00	18,457,109.24	0.00	0.00	0.00	0.00	0.00	0.00	439,739.98	0.00	2,358,233.27	2,795,973.23	2,795,973.23	21,263,082.47	0.00	0.00	0.00	0.00	17,210,630.00	1,888,218.20	0.00	2,358,233.27	21,263,082.47			
Advice to Debit Account	681,877.06	2,791,541.02	0.00	0.00	3,373,418.08	0.00	0.00	0.00	0.00	0.00	0.00	0.00	0.00	0.00	0.00	0.00	3,373,418.08	0.00	0.00	0.00	0.00	681,877.06	2,791,541.02	0.00	0.00	3,373,418.08			
Notice of Transfer Allocations (NTA)	0.00	0.00	0.00	0.00	0.00	0.00	0.00	0.00	0.00	0.00	0.00	0.00	0.00	0.00	0.00	0.00	0.00	0.00	0.00	0.00	0.00	0.00	0.00	0.00	0.00	0.00	0.00		
MDS Checks Issued	0.00	0.00	0.00	0.00	0.00	0.00	0.00	0.00	0.00	0.00	0.00	0.00	0.00	0.00	0.00	0.00	0.00	0.00	0.00	0.00	0.00	0.00	0.00	0.00	0.00	0.00	0.00	0.00	
Advice to Debit Account	0.00	0.00	0.00	0.00	0.00	0.00	0.00	0.00	0.00	0.00	0.00	0.00	0.00	0.00	0.00	0.00	0.00	0.00	0.00	0.00	0.00	0.00	0.00	0.00	0.00	0.00	0.00	0.00	
Working Fund for FAPA	0.00	0.00	0.00	0.00	0.00	0.00	0.00	0.00	0.00	0.00	0.00	0.00	0.00	0.00	0.00	0.00	0.00	0.00	0.00	0.00	0.00	0.00	0.00	0.00	0.00	0.00	0.00	0.00	
Cash Disbursement Ceiling (CDC)	0.00	0.00	0.00	0.00	0.00	0.00	0.00	0.00	0.00	0.00	0.00	0.00	0.00	0.00	0.00	0.00	0.00	0.00	0.00	0.00	0.00	0.00	0.00	0.00	0.00	0.00	0.00	0.00	
TOTAL CASH DISBURSEMENTS	17,792,607.06	4,038,020.26	0.00	0.00	21,830,627.32	0.00	0.00	0.00	0.00	0.00	0.00	439,739.98	0.00	2,358,233.27	2,795,973.23	2,795,973.23	24,628,600.55	0.00	0.00	0.00	0.00	17,792,607.06	4,477,780.22	0.00	2,358,233.27	24,628,600.55			
NON-CASH DISBURSEMENTS	1,921,297.33	40,038.14	0.00	0.00	1,981,335.47	0.00	0.00	0.00	0.00	0.00	0.00	171,183.81	0.00	58,062.59	229,246.20	229,246.20	2,180,681.67	0.00	0.00	0.00	0.00	1,921,297.33	211,221.75	0.00	58,062.59	2,180,681.67			
Tax Remittance Advices Issued (TRA)	1,921,297.33	40,038.14	0.00	0.00	1,981,335.47	0.00	0.00	0.00	0.00	0.00	0.00	171,183.81	0.00	58,062.59	229,246.20	229,246.20	2,180,681.67	0.00	0.00	0.00	0.00	1,921,297.33	211,221.75	0.00	58,062.59	2,180,681.67			
Non-Cash Availment Authority (NCAA)	0.00	0.00	0.00	0.00	0.00	0.00	0.00	0.00	0.00	0.00	0.00	0.00	0.00	0.00	0.00	0.00	0.00	0.00	0.00	0.00	0.00	0.00	0.00	0.00	0.00	0.00	0.00	0.00	
Disbursements effected through outright deductions from claims (okassa, sagay, etc.)	0.00	0.00	0.00	0.00	0.00	0.00	0.00	0.00	0.00	0.00	0.00	0.00	0.00	0.00	0.00	0.00	0.00	0.00	0.00	0.00	0.00	0.00	0.00	0.00	0.00	0.00	0.00	0.00	
Overpayment of expenses (e.g. personnel benefits)	0.00	0.00	0.00	0.00	0.00	0.00	0.00	0.00	0.00	0.00	0.00	0.00	0.00	0.00	0.00	0.00	0.00	0.00	0.00	0.00	0.00	0.00	0.00	0.00	0.00	0.00	0.00	0.00	
Restitution for loss of government property	0.00	0.00	0.00	0.00	0.00	0.00	0.00	0.00	0.00	0.00	0.00	0.00	0.00	0.00	0.00	0.00	0.00	0.00	0.00	0.00	0.00	0.00	0.00	0.00	0.00	0.00	0.00	0.00	
Liquidated damages and similar claims	0.00	0.00	0.00	0.00	0.00	0.00	0.00	0.00	0.00	0.00	0.00	0.00	0.00	0.00	0.00	0.00	0.00	0.00	0.00	0.00	0.00	0.00	0.00	0.00	0.00	0.00	0.00	0.00	
Others (TEF, BTR, Documentary Stamp Tax, etc.)	0.00	0.00	0.00	0.00	0.00	0.00	0.00	0.00	0.00	0.00	0.00	0.00	0.00	0.00	0.00	0.00	0.00	0.00	0.00	0.00	0.00	0.00	0.00	0.00	0.00	0.00	0.00	0.00	
TOTAL NON-CASH DISBURSEMENTS	1,921,297.33	40,038.14	0.00	0.00	1,981,335.47	0.00	0.00	0.00	0.00	0.00	0.00	171,183.81	0.00	58,062.59	229,246.20	229,246.20	2,180,681.67	0.00	0.00	0.00	0.00	1,921,297.33	211,221.75	0.00	58,062.59	2,180,681.67			
GRAND TOTAL	19,713,804.39	4,078,058.40	0.00	0.00	23,791,862.79	0.00	0.00	0.00	0.00	0.00	0.00	610,923.57	0.00	2,414,295.86	3,025,219.43	3,025,219.43	26,817,082.22	0.00	0.00	0.00	0.00	19,713,804.39	4,688,981.97	0.00	2,414,295.86	28,817,082.22			


SUMMARY

Particulars (1)	Previous Report (2)	This Month (3)	As at Date (4)
Total Disbursement Authorities Received	190,583,029.43	82,280,229.87	272,843,259.10
NCA	181,980,249.00	80,069,848.00	262,029,697.00
NTA	0.00	0.00	0.00
Working Fund	0.00	0.00	0.00
TRA	8,622,780.43	2,180,681.87	10,813,382.10
CDC	0.00	0.00	0.00
NCAA	0.00	0.00	0.00
Less: Notice of Transfer of Allocations (NTA) Issued	0.00	0.00	0.00
Total Disbursement Authorities Available	190,583,029.43	82,280,229.87	272,843,259.10
Less:	0.00	0.00	0.00
Lapsed NCA	0.00	63.90	63.90
Disbursements	190,582,985.53	28,817,082.22	217,400,047.75
Less: Other Non-Cash Disbursements	0.00	0.00	0.00
Disbursements effected through outright deductions from claims	0.00	0.00	0.00
Overpayment of expenses (e.g. personnel benefits)	0.00	0.00	0.00
Restitution for loss of government property	0.00	0.00	0.00
Liquidated damages and similar claims	0.00	0.00	0.00
Others (e.g. TEF, BTR, Docs Stamp, etc.)	0.00	0.00	0.00
Add/Less: Adjustments (e.g. cancelled/stated checks)	0.00	0.00	0.00
Balance of Disbursement Authorities as at date	63.90	55,443,083.65	55,443,147.45
Total Disbursements Program	190,583,029.43	82,280,229.87	272,843,259.10
Less: *Actual Disbursements	190,582,985.53	28,817,082.22	217,400,047.75
(Over)/Under spending	63.90	55,443,147.45	55,443,211.35

Notes: * The use of NTA is discouraged
 Notes: ** Amounts should tally with the grand total disbursement (column 27).

Certified Correct:

 MAURICE ANAVER B. DORDADO, CPA
 University Chief Accountant
 Date: 05/09/2023

Recommending Approval:

 RENEBOY A. CATUBIG, CPA
 Chief Administrative Officer - Finance
 Date: 05/09/2023

Approved By:

 JOEL P. LIMSON, PH.D.
 University President
 Date: 05/09/2023

MONTHLY REPORT OF DISBURSEMENTS
For the month of May 2023

Department : State Universities and Colleges (SUCs)
Agency/Entity : Negros Oriental State University
Operating Unit : < not applicable >
Organization Code (UACS) : 08 072 0000000
Fund Cluster : 01 - Regular Agency Fund

Particulars	Current Year Budget					Prior Year's Budget					Current Year's Accounts Payable					TOTAL	SUB-TOTAL	Trust Liabilities				Grand Total				Rm hs	
	PS	MOOE	FinEx	CO	TOTAL	PS	MOOE	FinEx	CO	Sub-Total	PS	MOOE	FinEx	CO	Sub-Total			PS	MOOE	CO	TOTAL	PS	MOOE	FinEx	CO		TOTAL
	1	2	3	4	5	6	7	8	9	10	11	12	13	14	15			16	17	18	19	20	21	22	23		24
CASH DISBURSEMENTS	47,769,138.48	11,277,289.94	0.00	0.00	59,046,428.32	0.00	74,187.93	0.00	6,160,846.21	6,234,834.14	0.00	16,788,162.22	0.00	6,689,697.26	23,355,749.47	28,680,603.61	88,637,021.83	0.00	0.00	0.00	0.00	47,769,138.48	28,137,838.89	0.00	12,730,243.48	88,637,021.83	
Notice of Cash Allocation (NCA)	47,769,138.48	11,277,289.94	0.00	0.00	59,046,428.32	0.00	74,187.93	0.00	6,160,846.21	6,234,834.14	0.00	16,788,162.22	0.00	6,689,697.26	23,355,749.47	28,680,603.61	88,637,021.83	0.00	0.00	0.00	0.00	47,769,138.48	28,137,838.89	0.00	12,730,243.48	88,637,021.83	
MDS Checks Issued	45,815,719.75	7,188,494.93	0.00	0.00	53,004,213.68	0.00	74,187.93	0.00	6,160,846.21	6,234,834.14	0.00	14,337,249.18	0.00	6,689,697.26	20,806,846.43	27,141,680.67	80,143,884.25	0.00	0.00	0.00	0.00	45,815,719.75	21,697,932.04	0.00	12,730,243.48	80,143,884.25	
Advice to Debit Account	1,953,419.73	4,088,004.91	0.00	0.00	6,041,424.64	0.00	0.00	0.00	0.00	0.00	0.00	2,449,903.04	0.00	0.00	2,449,903.04	2,449,903.04	4,893,127.88	0.00	0.00	0.00	0.00	1,953,419.73	6,639,707.95	0.00	0.00	6,493,127.68	
Notice of Transfer Allocations (NTA)	0.00	0.00	0.00	0.00	0.00	0.00	0.00	0.00	0.00	0.00	0.00	0.00	0.00	0.00	0.00	0.00	0.00	0.00	0.00	0.00	0.00	0.00	0.00	0.00	0.00	0.00	0.00
MDS Checks Issued	0.00	0.00	0.00	0.00	0.00	0.00	0.00	0.00	0.00	0.00	0.00	0.00	0.00	0.00	0.00	0.00	0.00	0.00	0.00	0.00	0.00	0.00	0.00	0.00	0.00	0.00	0.00
Advice to Debit Account	0.00	0.00	0.00	0.00	0.00	0.00	0.00	0.00	0.00	0.00	0.00	0.00	0.00	0.00	0.00	0.00	0.00	0.00	0.00	0.00	0.00	0.00	0.00	0.00	0.00	0.00	0.00
Working Fund for FAPs	0.00	0.00	0.00	0.00	0.00	0.00	0.00	0.00	0.00	0.00	0.00	0.00	0.00	0.00	0.00	0.00	0.00	0.00	0.00	0.00	0.00	0.00	0.00	0.00	0.00	0.00	0.00
Cash Disbursement Casing (CDC)	0.00	0.00	0.00	0.00	0.00	0.00	0.00	0.00	0.00	0.00	0.00	0.00	0.00	0.00	0.00	0.00	0.00	0.00	0.00	0.00	0.00	0.00	0.00	0.00	0.00	0.00	0.00
TOTAL CASH DISBURSEMENTS	47,769,138.48	11,277,289.94	0.00	0.00	59,046,428.32	0.00	74,187.93	0.00	6,160,846.21	6,234,834.14	0.00	16,788,162.22	0.00	6,689,697.26	23,355,749.47	28,680,603.61	88,637,021.83	0.00	0.00	0.00	0.00	47,769,138.48	28,137,838.89	0.00	12,730,243.48	88,637,021.83	
NON-CASH DISBURSEMENTS	2,035,784.58	320,045.04	0.00	0.00	2,355,829.62	0.00	0.00	0.00	395,195.11	395,195.11	0.00	124,869.84	0.00	644,128.89	789,098.83	1,164,203.64	3,620,123.56	0.00	0.00	0.00	0.00	2,035,784.58	445,014.88	0.00	1,038,324.10	3,620,123.56	
Tax Remittance Advances Issued (TRA)	2,035,784.58	320,045.04	0.00	0.00	2,355,829.62	0.00	0.00	0.00	395,195.11	395,195.11	0.00	124,869.84	0.00	644,128.89	789,098.83	1,164,203.64	3,620,123.56	0.00	0.00	0.00	0.00	2,035,784.58	445,014.88	0.00	1,038,324.10	3,620,123.56	
Non-Cash Awardment Authority (NCAA)	0.00	0.00	0.00	0.00	0.00	0.00	0.00	0.00	0.00	0.00	0.00	0.00	0.00	0.00	0.00	0.00	0.00	0.00	0.00	0.00	0.00	0.00	0.00	0.00	0.00	0.00	0.00
Disbursements affected through outright deductions from claims (e.g. specific...)	0.00	0.00	0.00	0.00	0.00	0.00	0.00	0.00	0.00	0.00	0.00	0.00	0.00	0.00	0.00	0.00	0.00	0.00	0.00	0.00	0.00	0.00	0.00	0.00	0.00	0.00	0.00
Overpayment of expenses (e.g. personnel benefits)	0.00	0.00	0.00	0.00	0.00	0.00	0.00	0.00	0.00	0.00	0.00	0.00	0.00	0.00	0.00	0.00	0.00	0.00	0.00	0.00	0.00	0.00	0.00	0.00	0.00	0.00	0.00
Restitution for loss of government property	0.00	0.00	0.00	0.00	0.00	0.00	0.00	0.00	0.00	0.00	0.00	0.00	0.00	0.00	0.00	0.00	0.00	0.00	0.00	0.00	0.00	0.00	0.00	0.00	0.00	0.00	0.00
Liquidated damages and similar claims	0.00	0.00	0.00	0.00	0.00	0.00	0.00	0.00	0.00	0.00	0.00	0.00	0.00	0.00	0.00	0.00	0.00	0.00	0.00	0.00	0.00	0.00	0.00	0.00	0.00	0.00	0.00
Others (TEF, BFI-Documentary Stamp Tax, etc.)	0.00	0.00	0.00	0.00	0.00	0.00	0.00	0.00	0.00	0.00	0.00	0.00	0.00	0.00	0.00	0.00	0.00	0.00	0.00	0.00	0.00	0.00	0.00	0.00	0.00	0.00	0.00
TOTAL NON-CASH DISBURSEMENTS	2,035,784.58	320,045.04	0.00	0.00	2,355,829.62	0.00	0.00	0.00	395,195.11	395,195.11	0.00	124,869.84	0.00	644,128.89	789,098.83	1,164,203.64	3,620,123.56	0.00	0.00	0.00	0.00	2,035,784.58	445,014.88	0.00	1,038,324.10	3,620,123.56	
GRAND TOTAL	49,804,923.06	11,597,334.98	0.00	0.00	61,402,258.04	0.00	74,187.93	0.00	6,555,841.32	6,630,029.25	0.00	16,911,122.06	0.00	7,213,726.24	24,124,848.30	30,784,877.55	92,157,145.40	0.00	0.00	0.00	0.00	49,804,923.06	28,582,853.77	0.00	13,768,567.58	92,157,145.40	

SUMMARY

Particulars	Previous Report (2)	This Month (3)	As at Date (4)
Total Disbursement Authorities Received	272,843,259.10	65,002,961.66	337,846,220.88
NCA	262,026,897.00	61,482,639.00	323,512,756.00
NTA	0.00	0.00	0.00
Working Fund	0.00	0.00	0.00
TRA	10,613,362.10	3,520,123.66	14,333,485.68
CDC	0.00	0.00	0.00
NCAA	0.00	0.00	0.00
Less: Notice of Transfer of Allocations (NTA) Issued	0.00	0.00	0.00
Total Disbursement Authorities Available	272,843,259.10	65,002,961.66	337,846,220.88
Less:	0.00	0.00	0.00
Lapsed NCA	63.90	0.00	63.90
Disbursements	217,400,047.76	92,167,146.49	309,567,193.24
Less: Other Non-Cash Disbursements	0.00	0.00	0.00
Disbursements affected through outright deductions from claims	0.00	0.00	0.00
Overpayment of expenses (e.g. personnel benefits)	0.00	0.00	0.00
Restitution for loss of government property	0.00	0.00	0.00
Liquidated damages and similar claims	0.00	0.00	0.00
Others (e.g. TEF, BFI, Docs Stamp, etc.)	0.00	0.00	0.00
Add/Less: Adjustments (e.g. cancelled/staled checks)	0.00	0.00	0.00
Balance of Disbursement Authorities as at date	55,443,147.46	(27,154,183.83)	28,288,963.62
Total Disbursements Program	272,843,259.10	65,002,961.66	337,846,220.88
Less: Actual Disbursements	217,400,047.76	92,167,146.49	309,567,193.24
(Over)/Under spending	55,443,211.35	(27,154,183.83)	28,289,027.42

Notes: * The use of NTA is discouraged
Notes: ** Amounts should tally with the grand total disbursement (column 25).

Certified Correct:

MAURICE ANAVER B. DORDADO, CPA

University Chief Accountant

Date: 6/9/2023

Recommending Approval:

RENE BOY A. CATUBIG, CPA

Chief Administrative Officer-Finance

Date: 6/9/2023

Approved By:

JDEL R. LIMSON, PH.D.

University President

Date: 6/9/2023

MONTHLY REPORT OF DISBURSEMENTS
For the month of June 2023

Department : State Universities and Colleges (SUCs)
 Agency/Entity : Negros Oriental State University
 Operating Unit : < not applicable >
 Organization Code (UACS) : 08 072 000000
 Fund Cluster : 01 - Regular Agency Fund

Particulars	Current Year Budget					Prior Year's Budget											Trust Liabilities				Grand Total					Remarks		
	PS	MOOE	FinEx	CO	TOTAL	Prior Year's Accounts Payable				Current Year's Accounts Payable				TOTAL	SUB-TOTAL	PS	MOOE	CO	TOT AL	PS	MOOE	FinEx	CO	TOTAL				
						PS	MOOE	FinEx	CO	Sub-Total	PS	MOOE	FinEx												CO		Sub-Total	
CASH DISBURSEMENTS	35,765,770.04	17,134,856.21	0.00	0.00	52,900,626.25	0.00	87,820.62	0.00	0.00	87,820.62	0.00	3,240,403.91	0.00	15,166,472.82	18,406,876.73	18,494,697.35	71,395,323.60	0.00	0.00	0.00	0.00	35,765,770.04	20,463,080.74	0.00	16,166,472.82	71,395,323.60		
Notice of Cash Allocation (NCA)	35,765,770.04	17,134,856.21	0.00	0.00	52,900,626.25	0.00	87,820.62	0.00	0.00	87,820.62	0.00	3,240,403.91	0.00	15,166,472.82	18,406,876.73	18,494,697.35	71,395,323.60	0.00	0.00	0.00	0.00	35,765,770.04	20,463,080.74	0.00	16,166,472.82	71,395,323.60		
MDS Checks Issued	34,097,499.46	10,144,872.28	0.00	0.00	44,242,371.74	0.00	87,820.62	0.00	0.00	87,820.62	0.00	3,142,327.30	0.00	8,680,844.82	11,823,172.12	11,910,992.74	56,153,364.48	0.00	0.00	0.00	0.00	34,097,499.46	13,375,020.20	0.00	8,680,844.82	56,153,364.48		
Advice to Debit Account	1,668,270.58	6,989,983.93	0.00	0.00	8,658,254.51	0.00	0.00	0.00	0.00	0.00	0.00	98,076.61	0.00	6,485,628.00	6,583,704.61	6,583,704.61	16,241,959.12	0.00	0.00	0.00	0.00	1,668,270.58	7,188,060.54	0.00	6,485,628.00	16,241,958.12		
Notice of Transfer Allocations (NTA)	0.00	0.00	0.00	0.00	0.00	0.00	0.00	0.00	0.00	0.00	0.00	0.00	0.00	0.00	0.00	0.00	0.00	0.00	0.00	0.00	0.00	0.00	0.00	0.00	0.00	0.00	0.00	
MDS Checks Issued	0.00	0.00	0.00	0.00	0.00	0.00	0.00	0.00	0.00	0.00	0.00	0.00	0.00	0.00	0.00	0.00	0.00	0.00	0.00	0.00	0.00	0.00	0.00	0.00	0.00	0.00	0.00	
Advice to Debit Account	0.00	0.00	0.00	0.00	0.00	0.00	0.00	0.00	0.00	0.00	0.00	0.00	0.00	0.00	0.00	0.00	0.00	0.00	0.00	0.00	0.00	0.00	0.00	0.00	0.00	0.00	0.00	
Working Fund for FAPs	0.00	0.00	0.00	0.00	0.00	0.00	0.00	0.00	0.00	0.00	0.00	0.00	0.00	0.00	0.00	0.00	0.00	0.00	0.00	0.00	0.00	0.00	0.00	0.00	0.00	0.00	0.00	
Cash Disbursement Ceiling (CDC)	0.00	0.00	0.00	0.00	0.00	0.00	0.00	0.00	0.00	0.00	0.00	0.00	0.00	0.00	0.00	0.00	0.00	0.00	0.00	0.00	0.00	0.00	0.00	0.00	0.00	0.00	0.00	
TOTAL CASH DISBURSEMENTS	35,765,770.04	17,134,856.21	0.00	0.00	52,900,626.25	0.00	87,820.62	0.00	0.00	87,820.62	0.00	3,240,403.91	0.00	15,166,472.82	18,406,876.73	18,494,697.35	71,395,323.60	0.00	0.00	0.00	0.00	35,765,770.04	20,463,080.74	0.00	16,166,472.82	71,395,323.60		
NON-CASH DISBURSEMENTS	2,035,784.58	694,034.90	0.00	0.00	2,629,819.48	0.00	0.00	0.00	0.00	0.00	0.00	49,143.33	0.00	1,046,172.91	1,095,316.24	1,095,316.24	3,725,135.72	0.00	0.00	0.00	0.00	2,035,784.58	643,178.23	0.00	1,046,172.91	3,725,135.72		
Tax Remittance Advices Issued (TRA)	2,035,784.58	694,034.90	0.00	0.00	2,629,819.48	0.00	0.00	0.00	0.00	0.00	0.00	49,143.33	0.00	1,046,172.91	1,095,316.24	1,095,316.24	3,725,135.72	0.00	0.00	0.00	0.00	2,035,784.58	643,178.23	0.00	1,046,172.91	3,725,135.72		
Non-Cash Availment Authority (NCAA)	0.00	0.00	0.00	0.00	0.00	0.00	0.00	0.00	0.00	0.00	0.00	0.00	0.00	0.00	0.00	0.00	0.00	0.00	0.00	0.00	0.00	0.00	0.00	0.00	0.00	0.00	0.00	
Disbursements effected through outright deductions from claims (please specify...)	0.00	0.00	0.00	0.00	0.00	0.00	0.00	0.00	0.00	0.00	0.00	0.00	0.00	0.00	0.00	0.00	0.00	0.00	0.00	0.00	0.00	0.00	0.00	0.00	0.00	0.00	0.00	
Overpayment of expenses (e.g. personnel benefits)	0.00	0.00	0.00	0.00	0.00	0.00	0.00	0.00	0.00	0.00	0.00	0.00	0.00	0.00	0.00	0.00	0.00	0.00	0.00	0.00	0.00	0.00	0.00	0.00	0.00	0.00	0.00	
Restitution for loss of government property	0.00	0.00	0.00	0.00	0.00	0.00	0.00	0.00	0.00	0.00	0.00	0.00	0.00	0.00	0.00	0.00	0.00	0.00	0.00	0.00	0.00	0.00	0.00	0.00	0.00	0.00	0.00	
Liquidated damages and similar claims	0.00	0.00	0.00	0.00	0.00	0.00	0.00	0.00	0.00	0.00	0.00	0.00	0.00	0.00	0.00	0.00	0.00	0.00	0.00	0.00	0.00	0.00	0.00	0.00	0.00	0.00	0.00	
Others (e.g. TEF, BTR, Documentary Stamp Tax, etc.)	0.00	0.00	0.00	0.00	0.00	0.00	0.00	0.00	0.00	0.00	0.00	0.00	0.00	0.00	0.00	0.00	0.00	0.00	0.00	0.00	0.00	0.00	0.00	0.00	0.00	0.00	0.00	
TOTAL NON-CASH DISBURSEMENTS	2,035,784.58	694,034.90	0.00	0.00	2,629,819.48	0.00	0.00	0.00	0.00	0.00	0.00	49,143.33	0.00	1,046,172.91	1,095,316.24	1,095,316.24	3,725,135.72	0.00	0.00	0.00	0.00	2,035,784.58	643,178.23	0.00	1,046,172.91	3,725,135.72		
GRAND TOTAL	37,801,554.62	17,728,891.11	0.00	0.00	55,530,445.73	0.00	87,820.62	0.00	0.00	87,820.62	0.00	3,289,547.24	0.00	16,212,645.73	19,502,192.97	19,590,013.59	75,120,459.32	0.00	0.00	0.00	0.00	37,801,554.62	21,108,258.97	0.00	16,212,645.73	76,120,459.32		

SUMMARY

Particulars (1)	Previous Month (2)	This Month (3)	As at Date (4)
Total Disbursement Authorities Received	337,846,220.66	46,831,793.72	384,678,004.38
NCA	323,612,735.00	43,106,648.00	366,619,383.00
NTA	0.00	0.00	0.00
Working Fund	0.00	0.00	0.00
TRA	14,333,485.66	3,725,135.72	18,058,621.38
CDC	0.00	0.00	0.00
NCAA	0.00	0.00	0.00
Less: Notice of Transfer of Allocations (NTA)* Issued	0.00	0.00	0.00
Total Disbursement Authorities Available	337,846,220.66	46,831,793.72	384,678,004.38
Less:	0.00	0.00	0.00
Lapsed NCA	63.90	0.00	63.90
Disbursements	309,657,193.24	75,120,459.32	384,677,652.56
Less: Other Non-Cash Disbursements	0.00	0.00	0.00
Disbursements effected through outright deductions from claims	0.00	0.00	0.00
Overpayment of expenses (e.g. personnel benefits)	0.00	0.00	0.00
Restitution for loss of government property	0.00	0.00	0.00
Liquidated damages and similar claims	0.00	0.00	0.00
Others (e.g. TEF, BTR, Docs Stamp, etc.)	0.00	0.00	0.00
Adjust: Adjustments (e.g. cancelled/staled checks)	0.00	0.00	0.00
Balance of Disbursement Authorities as at date	28,288,963.52	(28,288,675.60)	287.92
Total Disbursements Program	337,846,220.66	46,831,793.72	384,678,004.38
Less: *Actual Disbursements	309,657,193.24	75,120,459.32	384,677,652.56
(Over)/Under spending	28,289,027.42	(28,288,675.60)	351.82

Notes: * The use of NTA is discouraged
 Notes: ** Amounts should tally with the grand total disbursement (column 27).

Certified Correct:

MAURICE ANAVER B. DORDADO, CPA

University Chief Accountant

Date: 7/8/2023

Recommending Approval:

RENE BOY A. CATUBIG, CPA

Chief Administrative Officer-Finance

Date: 7/8/2023

Approved By:

JOEL P. LIMSON, PH.D.

University President

Date: 7/8/2023